

Ana Carmona
 Dana DeLoca
 Susie Herbstritt
 Bhavna Verma

INF385T Designing Dynamic Web Pages

A.D. STENGER

the man | the work | the passion

ABSTRACT

In this project, we present the design and implementation of a website dedicated to A.D. Stenger's memory.

Arthur Dallas [A.D.] Stenger [1922– 2002] was a larger-than-life character who was a developer-architect-builder in Austin, Texas from the 1950s to the 1990s. A Central Texas parallel to the work of Joseph Eichler in California, the homes he designed had modern sensibilities with “homey comfort,” and were a response to a demand for affordable, modern design.

Behind the idea of creating a home for his tribute is Riley Triggs, an architect and UT professor at the School of Design who grew up in one of Stenger's homes and was influenced by him throughout his life.

This website will feature collected media from Stenger's life, work and passion.

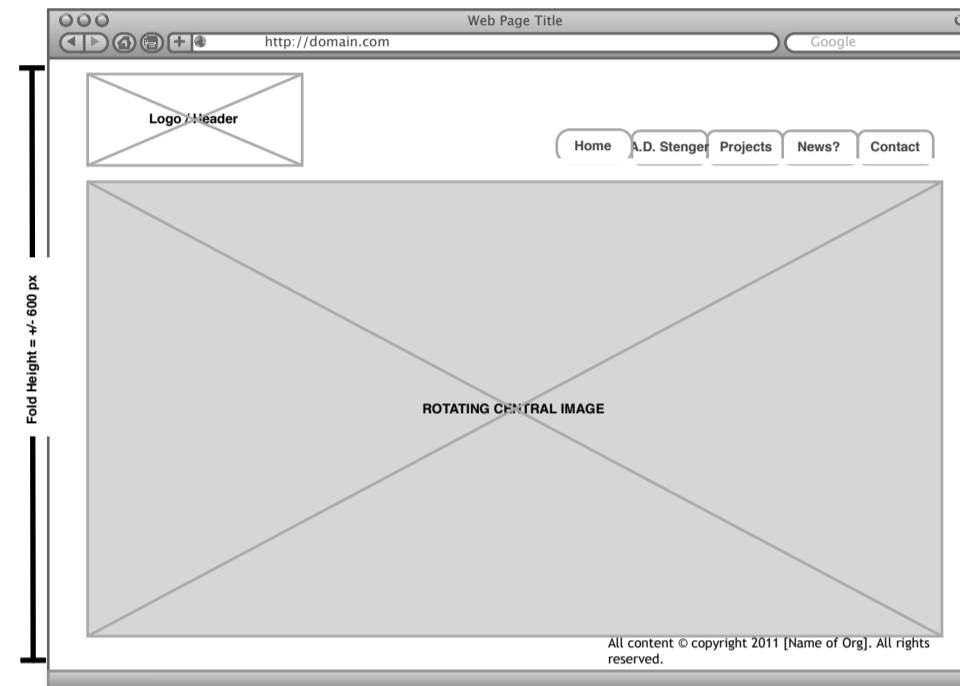
OBJECTIVES

Through this project, we aspire to honor the memory of A.D. Stenger and provide the world with a view into his life, his work and his passion.

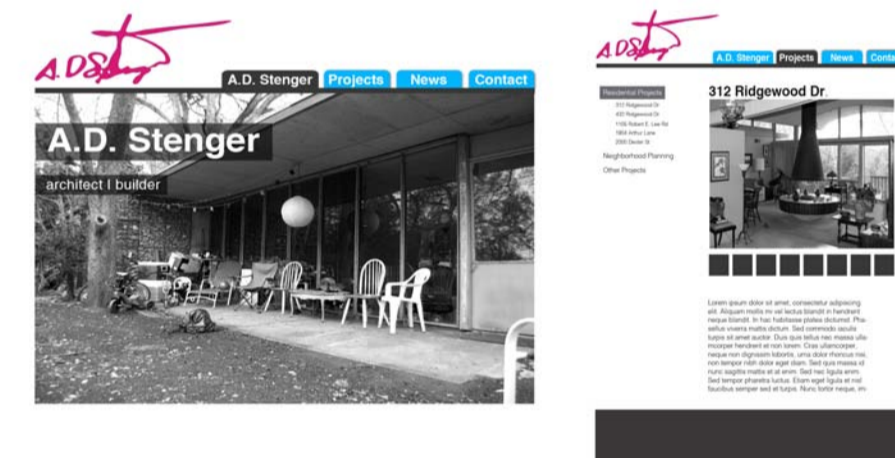
We also aim to design and develop a fully functional website that meets the needs of our client and the future audience of the site and applies the best web standards and practices.

DESIGN ELEMENTS


HOME PAGE WIREFRAME | Draft #1



PAGE MOCKUPS | Draft #1

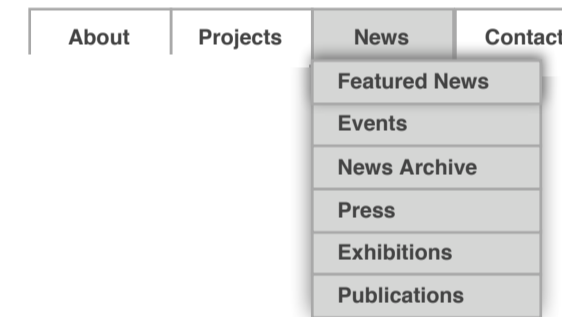
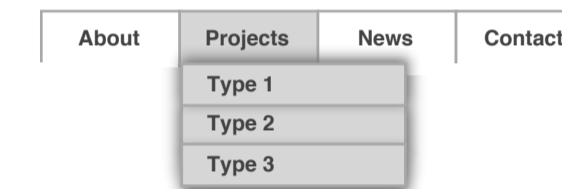


Color Themes



MAIN NAVIGATION

- A.D. Stenger
- The Man
- The Work
- The Passion
- Projects
 - Subtype 1 (Residential?)
 - Subtype 2 (Commercial?)
 - Subtype 3 (Parks?)
- News
 - Featured news
 - Events
 - News Archive
 - Press
 - Exhibitions
 - Publications
- Contact
- Search
- Site map



OUR DESIGN PROCESS

PROJECT DEFINITION

1. Client Interview
2. Project Brief
3. *Personas*
4. Initial Tech Specs
5. Project Timeline
6. Initial Maintenance Planning

SITE STRUCTURE

1. Content/Functionality Outline
2. Site Diagram
3. Page Description Diagrams
4. Wireframes

VISUAL DESIGN

1. Draft Visual Designs
2. Feedback
3. Refine Design
4. Select Design

SITE DEVELOPMENT

1. Confirm/Refine Tech Specs
2. Review/Adjust Project Timeline
3. Build and Integrate Site

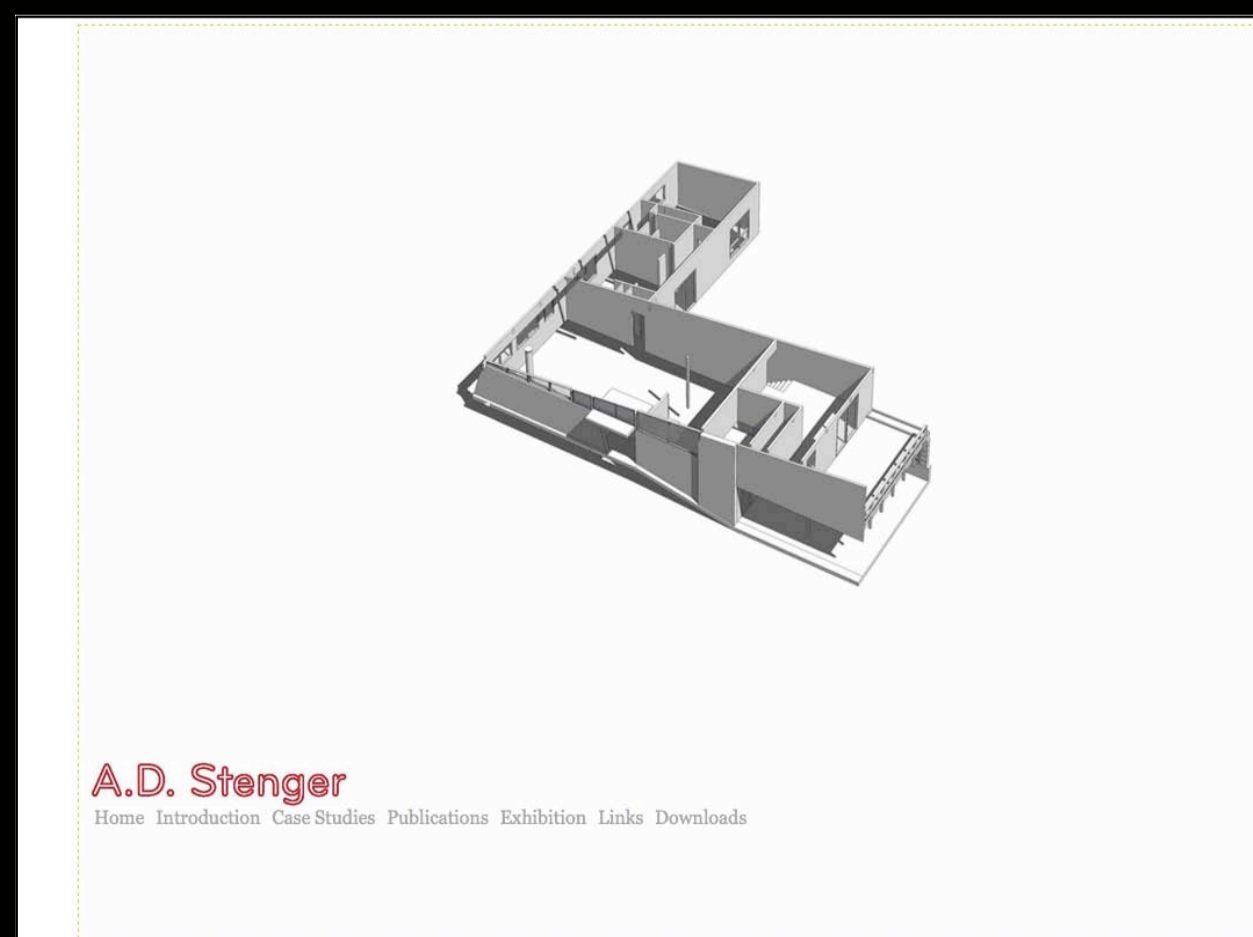
TEST AND REFINE

1. Quality Assurance Testing
2. Prioritize Issues
3. Refine Site

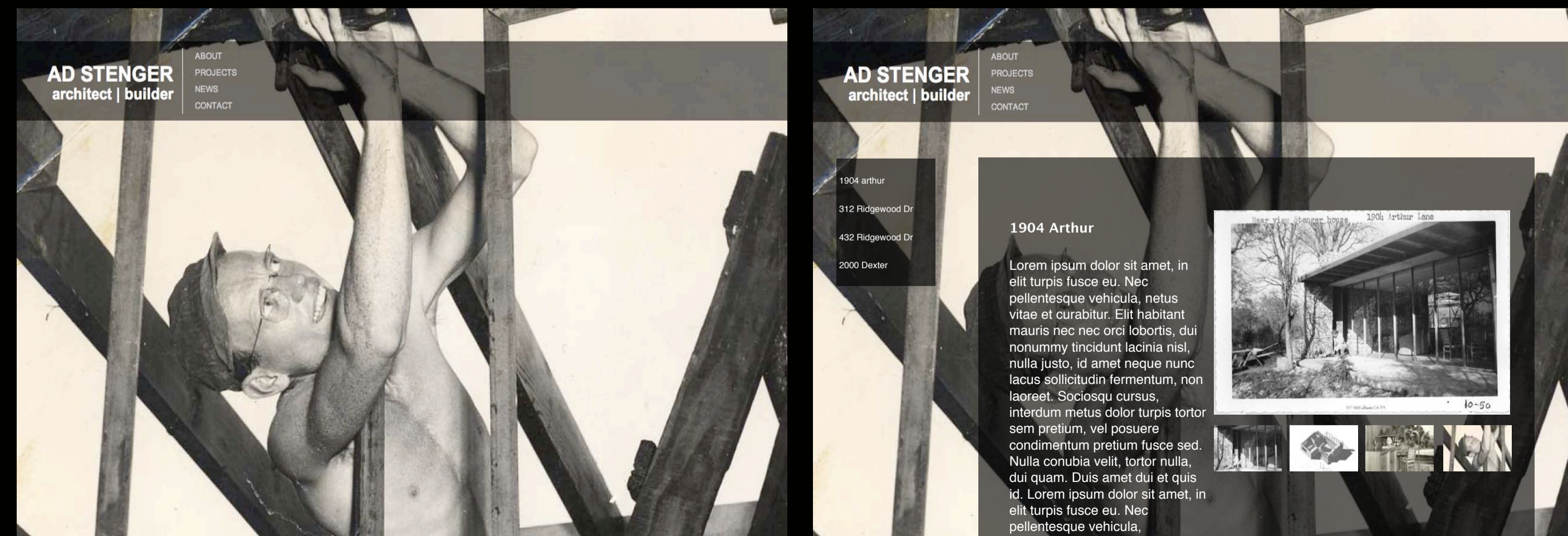
LAUNCH

1. *Production Style Guide*
2. Launch Site
3. Implement Maintenance Plan

SCREENSHOTS



Before



After